



New Jersey Student Learning Assessment - Science (NJSLA-S) Individual Student Report

This report shows how FIRSTNAME001 performed on the elementary school science assessment. **This assessment is just one measure of how well your child is performing academically. The results from this assessment should be used in combination with other indicators of achievement in drawing conclusions about your student's performance in science.**

Visit the NJ Parent Portal at nj-results.pearsonaccessnext.com and use this code to access your student's results online.

4wdmR5FPW4h6

How did FIRSTNAME001 perform on the NJSLA-S?

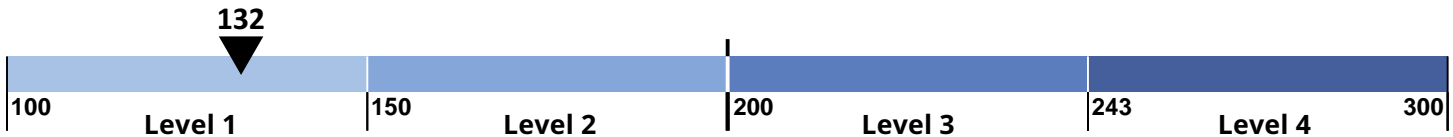
Your student's score: 132

Performance: Level 1

Below Proficient

- Level 4** (243 – 300) Advanced Proficiency
- Level 3** (200 – 242) Proficient
- Level 2** (150 – 199) Near Proficiency
- Level 1** (100 – 149) Below Proficient

Your student's score



FIRSTNAME001's score on the NJSLA-S indicates that your student is at Level 1.

Students who are at Level 1 demonstrated a minimal understanding of the New Jersey Student Learning Standards-Science (NJSLS-S) by misinterpreting information from a variety of sources (e.g., text, charts, graphs, tables) and inconsistently applying the knowledge gained from scientific investigations to develop incorrect explanations or models of observed phenomena. The students had difficulty choosing and using, even with significant scaffolding, the appropriate tools to make observations and to gather, classify, and present data. The students struggled to use essential information to recognize patterns and relationships between data and designed systems. The students seldom used information to make real-world connections or predictions.

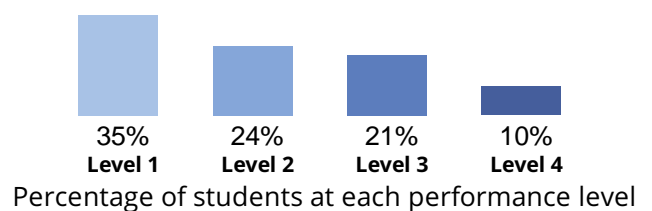
School Average
 156

District Average
 155

State Average
 160



How Students Statewide Performed



See page 2 of this report for specific information on your student's performance using the science domains and practices.

How did your student perform using the domains and practices?

The domains are the content components related to specific disciplines of science.

The practices are methods by which scientists investigate and build models and theories about the world.

Earth & Space Science

Your student's performance is **Below Expectations**.

A student designated as Near/Met Expectations demonstrates knowledge of the processes that operate on and within the Earth and also its place in the solar system and galaxy.

Investigating Practices

Your student's performance is **Below Expectations**.

A student designated as Near/Met Expectations asks questions, plans and carries out investigations based on observations of phenomena, and organizes the data effectively.

Life Science

Your student's performance is **Below Expectations**.

A student designated as Near/Met Expectations demonstrates knowledge of patterns, processes, and relationships of living organisms.

Sensemaking Practices

Your student's performance is **Below Expectations**.

A student designated as Near/Met Expectations recognizes patterns and relationships in data to develop explanations or models of the phenomena.

Physical Science

Your student's performance is **Below Expectations**.

A student designated as Near/Met Expectations demonstrates knowledge of the mechanisms of cause and effect in all systems and processes that can be understood through a common set of physical and chemical processes.

Critiquing Practices

Your student's performance is **Below Expectations**.

A student designated as Near/Met Expectations evaluates and creates arguments regarding different explanations and claims to convey a deeper understanding of the natural world.

LEGEND		
	Below Expectations	
		Near/Met Expectations
		
		Above Expectations

How will my student's school use the test results?

Results from the test give your student's teacher information about their academic performance. The results also give your school and school district important information to make improvements to the education program.

Learn more about the New Jersey Student Learning Assessment — Science

For more information about the assessment, sample questions, practice tests, and the Score Interpretation Guide (SIG) for this report please visit www.measinc.com/nj/science.

Learn More about the New Jersey Learning Standards

Explore your school website, or ask your principal, for information on your school's annual assessment schedule; the curriculum chosen by your district to give students more hands-on learning experiences that meet state standards; and to learn more about how test results contribute to school improvements. You can also learn more about New Jersey's K-12 standards at <https://www.nj.gov/education/standards/science/Index.shtml>.



New Jersey Student Learning Assessment - Science (NJSLA-S) Individual Student Report

This report shows how FIRSTNAME002 performed on the elementary school science assessment.

This assessment is just one measure of how well your child is performing academically. The results from this assessment should be used in combination with other indicators of achievement in drawing conclusions about your student's performance in science.

Visit the NJ Parent Portal at nj-results.pearsonaccessnext.com and use this code to access your student's results online.

Rz8Nppysqw7T

How did FIRSTNAME002 perform on the NJSLA-S?

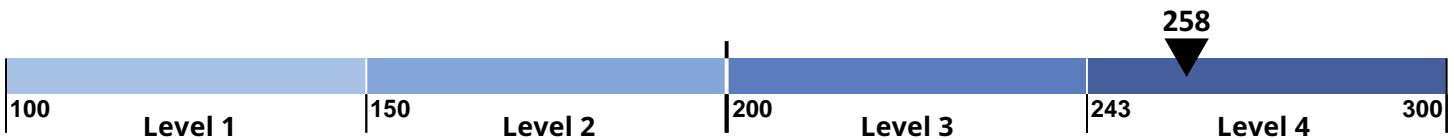
Your student's score: **258**

Performance: **Level 4**

Advanced Proficiency

- Level 4** (243 – 300) Advanced Proficiency
- Level 3** (200 – 242) Proficient
- Level 2** (150 – 199) Near Proficiency
- Level 1** (100 – 149) Below Proficient

Your student's score



FIRSTNAME002's score on the NJSLA-S indicates that your student is at Level 4.

Students who are at Level 4 demonstrate advanced understanding of the New Jersey Student Learning Standards-Science (NJSLS-S) by integrating information from a variety of sources (e.g., text, charts, graphs, tables) and analyzing the knowledge gained from scientific investigations to develop sophisticated explanations and models of observed phenomena. The students consistently chose and used the appropriate tools to make observations and to gather, classify, and present relevant data. The students considered both essential and non-essential information to explain patterns and relationships between data and designed systems. The students regularly used information and provided supporting explanations in making real-world connections and predictions.

School Average

156

District Average

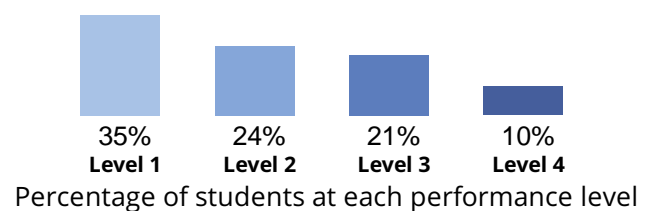
155

State Average

160



How Students Statewide Performed



See page 2 of this report for specific information on your student's performance using the science domains and practices.

How did your student perform using the domains and practices?

The domains are the content components related to specific disciplines of science.

The practices are methods by which scientists investigate and build models and theories about the world.

Earth & Space Science

Your student's performance is **Above Expectations**.

A student designated as Near/Met Expectations demonstrates knowledge of the processes that operate on and within the Earth and also its place in the solar system and galaxy.

Investigating Practices

Your student's performance is **Above Expectations**.

A student designated as Near/Met Expectations asks questions, plans and carries out investigations based on observations of phenomena, and organizes the data effectively.

Life Science

Your student's performance is **Near/Met Expectations**.

A student designated as Near/Met Expectations demonstrates knowledge of patterns, processes, and relationships of living organisms.

Sensemaking Practices

Your student's performance is **Below Expectations**.

A student designated as Near/Met Expectations recognizes patterns and relationships in data to develop explanations or models of the phenomena.

Physical Science

Your student's performance is **Above Expectations**.

A student designated as Near/Met Expectations demonstrates knowledge of the mechanisms of cause and effect in all systems and processes that can be understood through a common set of physical and chemical processes.

Critiquing Practices

Your student's performance is **Near/Met Expectations**.

A student designated as Near/Met Expectations evaluates and creates arguments regarding different explanations and claims to convey a deeper understanding of the natural world.

LEGEND					
	Below Expectations		Near/Met Expectations		Above Expectations

How will my student's school use the test results?

Results from the test give your student's teacher information about their academic performance. The results also give your school and school district important information to make improvements to the education program.

Learn more about the New Jersey Student Learning Assessment — Science

For more information about the assessment, sample questions, practice tests, and the Score Interpretation Guide (SIG) for this report please visit www.measinc.com/nj/science.

Learn More about the New Jersey Learning Standards

Explore your school website, or ask your principal, for information on your school's annual assessment schedule; the curriculum chosen by your district to give students more hands-on learning experiences that meet state standards; and to learn more about how test results contribute to school improvements. You can also learn more about New Jersey's K-12 standards at <https://www.nj.gov/education/standards/science/Index.shtml>.



New Jersey Student Learning Assessment - Science (NJSLA-S) Individual Student Report

This report shows how FIRSTNAME003 performed on the middle school science assessment.

This assessment is just one measure of how well your child is performing academically. The results from this assessment should be used in combination with other indicators of achievement in drawing conclusions about your student's performance in science.

Visit the NJ Parent Portal at nj-results.pearsonaccessnext.com and use this code to access your student's results online.

Rz8Nppysqw7T

How did **FIRSTNAME003** perform on the NJSLA-S?

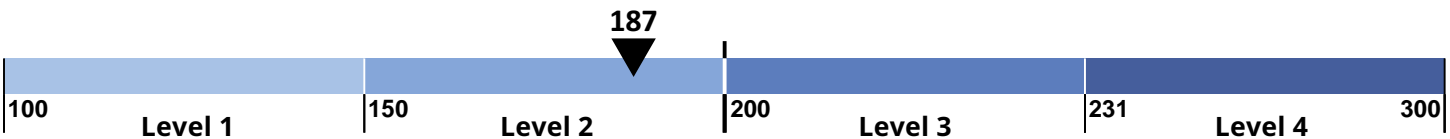
Your student's score: **187**

Performance: **Level 2**

- Level 4** (231 – 300) Advanced Proficiency
- Level 3** (200 – 230) Proficient
- Level 2** (150 – 199) Near Proficiency
- Level 1** (100 – 149) Below Proficient

Near Proficiency

Your student's score



FIRSTNAME003's score on the NJSLA-S indicates that your student is at Level 2.

Students who are at Level 2 demonstrated a limited grade-level understanding of the New Jersey Student Learning Standards-Science (NJSLS-S) by partially interpreting information from a variety of sources (e.g., text, charts, graphs, tables) and inconsistently applying the knowledge gained from scientific investigations to develop incomplete explanations or models of observed phenomena. The students had some difficulty choosing and using the appropriate tools to make observations and to gather, classify, and present data. The students may be able to use essential information to recognize patterns and relationships between data and designed systems. The students inconsistently used information to make real-world connections and predictions.

School Average

166

District Average

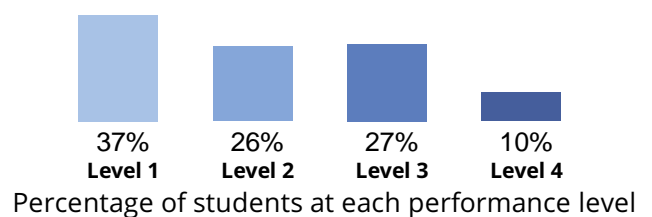
176

State Average

170



How Students Statewide Performed



See page 2 of this report for specific information on your student's performance using the science domains and practices.

How did your student perform using the domains and practices?

The domains are the content components related to specific disciplines of science.

The practices are methods by which scientists investigate and build models and theories about the world.

Earth & Space Science

Your student's performance is **Near/Met Expectations**.

A student designated as Near/Met Expectations demonstrates knowledge of the processes that operate on and within the Earth and also its place in the solar system and galaxy.

Investigating Practices

Your student's performance is **Near/Met Expectations**.

A student designated as Near/Met Expectations asks questions, plans and carries out investigations based on observations of phenomena, and organizes the data effectively.

Life Science

Your student's performance is **Near/Met Expectations**.

A student designated as Near/Met Expectations demonstrates knowledge of patterns, processes, and relationships of living organisms.

Sensemaking Practices

Your student's performance is **Below Expectations**.

A student designated as Near/Met Expectations recognizes patterns and relationships in data to develop explanations or models of the phenomena.

Physical Science

Your student's performance is **Near/Met Expectations**.

A student designated as Near/Met Expectations demonstrates knowledge of the mechanisms of cause and effect in all systems and processes that can be understood through a common set of physical and chemical processes.

Critiquing Practices

Your student's performance is **Near/Met Expectations**.

A student designated as Near/Met Expectations evaluates and creates arguments regarding different explanations and claims to convey a deeper understanding of the natural world.

LEGEND					
	Below Expectations		Near/Met Expectations		Above Expectations

How will my student's school use the test results?

Results from the test give your student's teacher information about their academic performance. The results also give your school and school district important information to make improvements to the education program.

Learn more about the New Jersey Student Learning Assessment — Science

For more information about the assessment, sample questions, practice tests, and the Score Interpretation Guide (SIG) for this report please visit www.measinc.com/nj/science.

Learn More about the New Jersey Learning Standards

Explore your school website, or ask your principal, for information on your school's annual assessment schedule; the curriculum chosen by your district to give students more hands-on learning experiences that meet state standards; and to learn more about how test results contribute to school improvements. You can also learn more about New Jersey's K-12 standards at <https://www.nj.gov/education/standards/science/Index.shtml>.



**New Jersey Student Learning Assessment - Science (NJSLA-S)
Individual Student Report**

This report shows how FIRSTNAME004 performed on the high school science assessment.

This assessment is just one measure of how well your child is performing academically. The results from this assessment should be used in combination with other indicators of achievement in drawing conclusions about your student's performance in science.

Visit the NJ Parent Portal at nj-results.pearsonaccessnext.com and use this code to access your student's results online.

Rz8Nppysqw7T

How did **FIRSTNAME004** perform on the NJSLA-S?

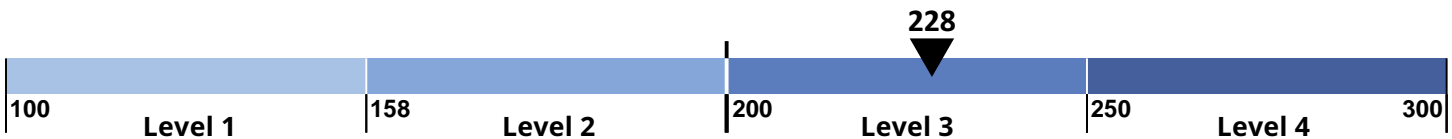
Your student's score: **228**

Performance: **Level 3**

- Level 4** (250 – 300) Advanced Proficiency
- Level 3** (200 – 249) Proficient
- Level 2** (158 – 199) Near Proficiency
- Level 1** (100 – 157) Below Proficient

Proficient

Your student's score



FIRSTNAME004's score on the NJSLA-S indicates that your student is at Level 3.

Students who are at Level 3 demonstrated appropriate grade-level understanding of the New Jersey Student Learning Standards-Science (NJSLS-S) by comprehending information from a variety of sources (e.g., text, charts, graphs, tables) and applying the knowledge gained from scientific investigations to develop accurate explanations and models of observed phenomena. The students often chose and used the appropriate tools to make observations and to gather, classify, and present data. The students used both essential and non-essential information to recognize patterns and relationships between data and designed systems. The students were able to use information to make real-world connections and predictions.

School Average

200

District Average

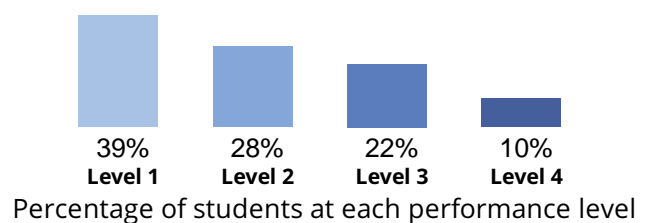
197

State Average

185



How Students Statewide Performed



See page 2 of this report for specific information on your student's performance using the science domains and practices.

11

How did your student perform using the domains and practices?

The domains are the content components related to specific disciplines of science.

The practices are methods by which scientists investigate and build models and theories about the world.

Earth & Space Science

Your student's performance is **Below Expectations**.

A student designated as Near/Met Expectations demonstrates knowledge of the processes that operate on and within the Earth and also its place in the solar system and galaxy.

Investigating Practices

Your student's performance is **Above Expectations**.

A student designated as Near/Met Expectations asks questions, plans and carries out investigations based on observations of phenomena, and organizes the data effectively.

Life Science

Your student's performance is **Near/Met Expectations**.

A student designated as Near/Met Expectations demonstrates knowledge of patterns, processes, and relationships of living organisms.

Sensemaking Practices

Your student's performance is **Below Expectations**.

A student designated as Near/Met Expectations recognizes patterns and relationships in data to develop explanations or models of the phenomena.

Physical Science

Your student's performance is **Below Expectations**.

A student designated as Near/Met Expectations demonstrates knowledge of the mechanisms of cause and effect in all systems and processes that can be understood through a common set of physical and chemical processes.

Critiquing Practices

Your student's performance is **Near/Met Expectations**.

A student designated as Near/Met Expectations evaluates and creates arguments regarding different explanations and claims to convey a deeper understanding of the natural world.

LEGEND			
	Below Expectations		Above Expectations
	Near/Met Expectations		

How will my student's school use the test results?

Results from the test give your student's teacher information about their academic performance. The results also give your school and school district important information to make improvements to the education program.

Learn more about the New Jersey Student Learning Assessment — Science

For more information about the assessment, sample questions, practice tests, and the Score Interpretation Guide (SIG) for this report please visit www.measinc.com/nj/science.

Learn More about the New Jersey Learning Standards

Explore your school website, or ask your principal, for information on your school's annual assessment schedule; the curriculum chosen by your district to give students more hands-on learning experiences that meet state standards; and to learn more about how test results contribute to school improvements. You can also learn more about New Jersey's K-12 standards at <https://www.nj.gov/education/standards/science/Index.shtml>.



New Jersey Student Learning Assessment - Science (NJSLA-S) Individual Student Report

This report shows how FIRSTNAME005 performed on the elementary school science assessment.

This assessment is just one measure of how well your child is performing academically. The results from this assessment should be used in combination with other indicators of achievement in drawing conclusions about your student's performance in science.

Visit the NJ Parent Portal at nj-results.pearsonaccessnext.com and use this code to access your student's results online.

C7BnWq2HcLYr

How did FIRSTNAME005 perform on the NJSLA-S?

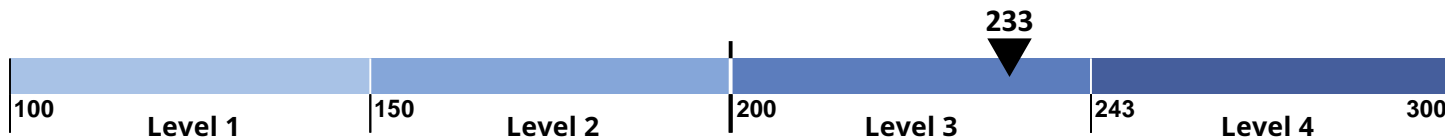
Your student's score: **233**

Performance: **Level 3**

Proficient

- **Level 4** (243 – 300) Advanced Proficiency
- **Level 3** (200 – 242) Proficient
- **Level 2** (150 – 199) Near Proficiency
- **Level 1** (100 – 149) Below Proficient

Your student's score



FIRSTNAME005's score on the NJSLA-S indicates that your student is at Level 3.

Students who are at Level 3 demonstrated appropriate grade-level understanding of the New Jersey Student Learning Standards-Science (NJSLS-S) by comprehending information from a variety of sources (e.g., text, charts, graphs, tables) and applying the knowledge gained from scientific investigations to develop accurate explanations and models of observed phenomena. The students often chose and used the appropriate tools to make observations and to gather, classify, and present data. The students used both essential and non-essential information to recognize patterns and relationships between data and designed systems. The students were able to use information to make real-world connections and predictions.

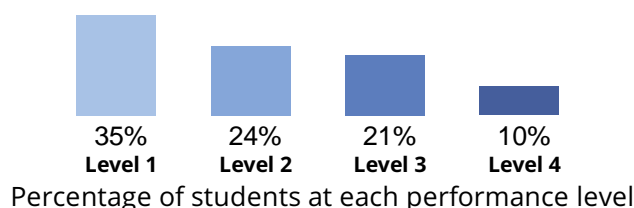
(Too few students to report School average)

State Average

160



How Students Statewide Performed



See page 2 of this report for specific information on your student's performance using the science domains and practices.

How did your student perform using the domains and practices?

The domains are the content components related to specific disciplines of science.

The practices are methods by which scientists investigate and build models and theories about the world.

Earth & Space Science

Your student's performance is **Below Expectations**.

A student designated as Near/Met Expectations demonstrates knowledge of the processes that operate on and within the Earth and also its place in the solar system and galaxy.

Investigating Practices

Your student's performance is **Near/Met Expectations**.

A student designated as Near/Met Expectations asks questions, plans and carries out investigations based on observations of phenomena, and organizes the data effectively.

Life Science

Your student's performance is **Near/Met Expectations**.

A student designated as Near/Met Expectations demonstrates knowledge of patterns, processes, and relationships of living organisms.

Sensemaking Practices

Your student's performance is **Below Expectations**.

A student designated as Near/Met Expectations recognizes patterns and relationships in data to develop explanations or models of the phenomena.

Physical Science

Your student's performance is **Near/Met Expectations**.

A student designated as Near/Met Expectations demonstrates knowledge of the mechanisms of cause and effect in all systems and processes that can be understood through a common set of physical and chemical processes.

Critiquing Practices

Your student's performance is **Below Expectations**.

A student designated as Near/Met Expectations evaluates and creates arguments regarding different explanations and claims to convey a deeper understanding of the natural world.

LEGEND					
	Below Expectations		Near/Met Expectations		Above Expectations

How will my student's school use the test results?

Results from the test give your student's teacher information about their academic performance. The results also give your school and school district important information to make improvements to the education program.

Learn more about the New Jersey Student Learning Assessment — Science

For more information about the assessment, sample questions, practice tests, and the Score Interpretation Guide (SIG) for this report please visit www.measinc.com/nj/science.

Learn More about the New Jersey Learning Standards

Explore your school website, or ask your principal, for information on your school's annual assessment schedule; the curriculum chosen by your district to give students more hands-on learning experiences that meet state standards; and to learn more about how test results contribute to school improvements. You can also learn more about New Jersey's K-12 standards at <https://www.nj.gov/education/standards/science/Index.shtml>.



New Jersey Student Learning Assessment - Science (NJSLA-S) Individual Student Report

This report shows how FIRSTNAME006 performed on the elementary school science assessment.

This assessment is just one measure of how well your child is performing academically. The results from this assessment should be used in combination with other indicators of achievement in drawing conclusions about your student's performance in science.

Visit the NJ Parent Portal at nj-results.pearsonaccessnext.com and use this code to access your student's results online.

jbTHBGrT4sTV

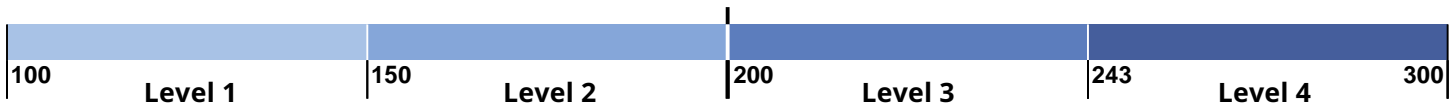
How did FIRSTNAME006 perform on the NJSLA-S?

Your student's score: **Not Available**

Performance: **Not Available**

- Level 4** (243 – 300) Advanced Proficiency
- Level 3** (200 – 242) Proficient
- Level 2** (150 – 199) Near Proficiency
- Level 1** (100 – 149) Below Proficient

Void - 01



FIRSTNAME006's status on the NJSLA-S indicates that your student's performance is **Not Available**.

Districts may assign Not Tested or Void codes for students that did not receive a scale score. For more information see the Score Interpretation Guide at www.measinc.com/nj/science.

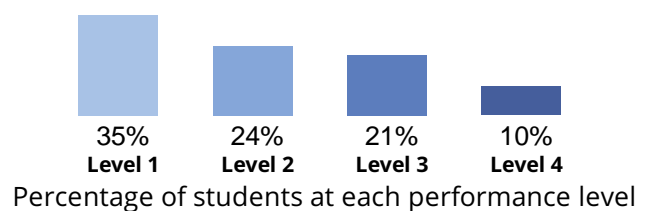
School Average
 156

District Average
 155

State Average
 160



How Students Statewide Performed



See page 2 of this report for specific information on your student's performance using the science domains and practices.

How did your student perform using the domains and practices?

The domains are the content components related to specific disciplines of science.

The practices are methods by which scientists investigate and build models and theories about the world.

Earth & Space Science

Your student's performance is **Not Available**.

A student designated as Near/Met Expectations demonstrates knowledge of the processes that operate on and within the Earth and also its place in the solar system and galaxy.

Investigating Practices

Your student's performance is **Not Available**.

A student designated as Near/Met Expectations asks questions, plans and carries out investigations based on observations of phenomena, and organizes the data effectively.

Life Science

Your student's performance is **Not Available**.

A student designated as Near/Met Expectations demonstrates knowledge of patterns, processes, and relationships of living organisms.

Sensemaking Practices

Your student's performance is **Not Available**.

A student designated as Near/Met Expectations recognizes patterns and relationships in data to develop explanations or models of the phenomena.

Physical Science

Your student's performance is **Not Available**.

A student designated as Near/Met Expectations demonstrates knowledge of the mechanisms of cause and effect in all systems and processes that can be understood through a common set of physical and chemical processes.

Critiquing Practices

Your student's performance is **Not Available**.

A student designated as Near/Met Expectations evaluates and creates arguments regarding different explanations and claims to convey a deeper understanding of the natural world.



How will my student's school use the test results?

Results from the test give your student's teacher information about their academic performance. The results also give your school and school district important information to make improvements to the education program.

Learn more about the New Jersey Student Learning Assessment — Science

For more information about the assessment, sample questions, practice tests, and the Score Interpretation Guide (SIG) for this report please visit www.measinc.com/nj/science.

Learn More about the New Jersey Learning Standards

Explore your school website, or ask your principal, for information on your school's annual assessment schedule; the curriculum chosen by your district to give students more hands-on learning experiences that meet state standards; and to learn more about how test results contribute to school improvements. You can also learn more about New Jersey's K-12 standards at <https://www.nj.gov/education/standards/science/Index.shtml>.



New Jersey Student Learning Assessment - Science (NJSLA-S) Individual Student Report

This report shows how FIRSTNAME007 performed on the elementary school science assessment. **This assessment is just one measure of how well your child is performing academically. The results from this assessment should be used in combination with other indicators of achievement in drawing conclusions about your student's performance in science.**

Visit the NJ Parent Portal at nj-results.pearsonaccessnext.com and use this code to access your student's results online.

KDXHrSXWD9M

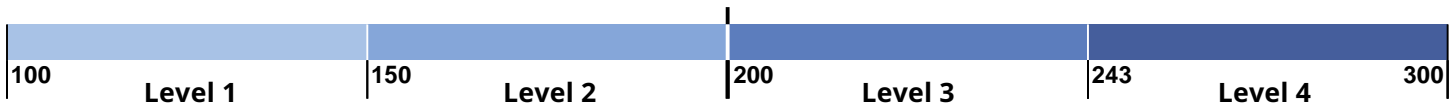
How did FIRSTNAME007 perform on the NJSLA-S?

Your student's score: **Not Available**

Performance: **Not Available**

Not Tested

- **Level 4** (243 – 300) Advanced Proficiency
- **Level 3** (200 – 242) Proficient
- **Level 2** (150 – 199) Near Proficiency
- **Level 1** (100 – 149) Below Proficient



FIRSTNAME007's status on the NJSLA-S indicates that your student's performance is **Not Available**.

Student did not complete enough items to receive a score on the NJSLA-S. For more information see the Score Interpretation Guide at www.measinc.com/nj/science.

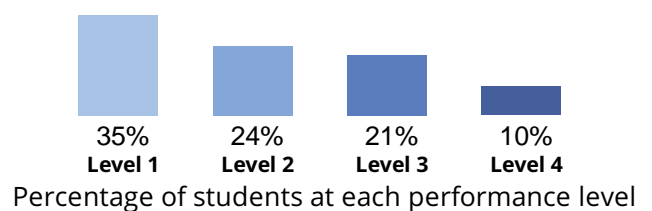
School Average
██████████ 156

District Average
██████████ 155

State Average
██████████ 160



How Students Statewide Performed



See page 2 of this report for specific information on your student's performance using the science domains and practices.

How did your student perform using the domains and practices?

The domains are the content components related to specific disciplines of science.

The practices are methods by which scientists investigate and build models and theories about the world.

Earth & Space Science

Your student's performance is **Not Available**.

A student designated as Near/Met Expectations demonstrates knowledge of the processes that operate on and within the Earth and also its place in the solar system and galaxy.

Investigating Practices

Your student's performance is **Not Available**.

A student designated as Near/Met Expectations asks questions, plans and carries out investigations based on observations of phenomena, and organizes the data effectively.

Life Science

Your student's performance is **Not Available**.

A student designated as Near/Met Expectations demonstrates knowledge of patterns, processes, and relationships of living organisms.

Sensemaking Practices

Your student's performance is **Not Available**.

A student designated as Near/Met Expectations recognizes patterns and relationships in data to develop explanations or models of the phenomena.

Physical Science

Your student's performance is **Not Available**.

A student designated as Near/Met Expectations demonstrates knowledge of the mechanisms of cause and effect in all systems and processes that can be understood through a common set of physical and chemical processes.

Critiquing Practices

Your student's performance is **Not Available**.

A student designated as Near/Met Expectations evaluates and creates arguments regarding different explanations and claims to convey a deeper understanding of the natural world.

LEGEND					
	Below Expectations		Near/Met Expectations		Above Expectations

How will my student's school use the test results?

Results from the test give your student's teacher information about their academic performance. The results also give your school and school district important information to make improvements to the education program.

Learn more about the New Jersey Student Learning Assessment — Science

For more information about the assessment, sample questions, practice tests, and the Score Interpretation Guide (SIG) for this report please visit www.measinc.com/nj/science.

Learn More about the New Jersey Learning Standards

Explore your school website, or ask your principal, for information on your school's annual assessment schedule; the curriculum chosen by your district to give students more hands-on learning experiences that meet state standards; and to learn more about how test results contribute to school improvements. You can also learn more about New Jersey's K-12 standards at <https://www.nj.gov/education/standards/science/Index.shtml>.



New Jersey Student Learning Assessment - Science (NJSLA-S) Individual Student Report

This report shows how FIRSTNAME008 performed on the elementary school science assessment. **This assessment is just one measure of how well your child is performing academically. The results from this assessment should be used in combination with other indicators of achievement in drawing conclusions about your student's performance in science.**

Visit the NJ Parent Portal at nj-results.pearsonaccessnext.com and use this code to access your student's results online.

LJ7gMXc3ms2y

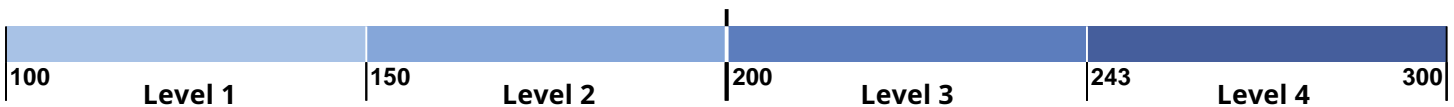
How did FIRSTNAME008 perform on the NJSLA-S?

Your student's score: **Not Available**

Performance: **Not Available**

Not Tested - 01

- **Level 4** (243 – 300) Advanced Proficiency
- **Level 3** (200 – 242) Proficient
- **Level 2** (150 – 199) Near Proficiency
- **Level 1** (100 – 149) Below Proficient



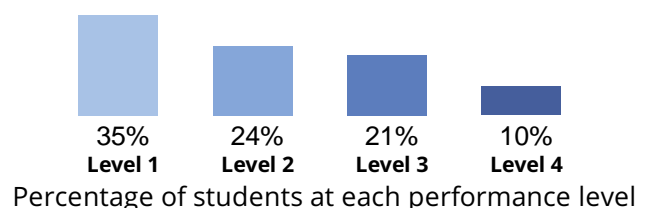
FIRSTNAME008's status on the NJSLA-S indicates that your student's performance is **Not Available**.

Districts may assign Not Tested or Void codes for students that did not receive a scale score. For more information see the Score Interpretation Guide at www.measinc.com/nj/science.

School Average
██████████ 156
District Average
██████████ 155
State Average
██████████ 160



How Students Statewide Performed



See page 2 of this report for specific information on your student's performance using the science domains and practices.

How did your student perform using the domains and practices?

The domains are the content components related to specific disciplines of science.

The practices are methods by which scientists investigate and build models and theories about the world.

Earth & Space Science

Your student's performance is **Not Available**.

A student designated as Near/Met Expectations demonstrates knowledge of the processes that operate on and within the Earth and also its place in the solar system and galaxy.

Investigating Practices

Your student's performance is **Not Available**.

A student designated as Near/Met Expectations asks questions, plans and carries out investigations based on observations of phenomena, and organizes the data effectively.

Life Science

Your student's performance is **Not Available**.

A student designated as Near/Met Expectations demonstrates knowledge of patterns, processes, and relationships of living organisms.

Sensemaking Practices

Your student's performance is **Not Available**.

A student designated as Near/Met Expectations recognizes patterns and relationships in data to develop explanations or models of the phenomena.

Physical Science

Your student's performance is **Not Available**.

A student designated as Near/Met Expectations demonstrates knowledge of the mechanisms of cause and effect in all systems and processes that can be understood through a common set of physical and chemical processes.

Critiquing Practices

Your student's performance is **Not Available**.

A student designated as Near/Met Expectations evaluates and creates arguments regarding different explanations and claims to convey a deeper understanding of the natural world.



How will my student's school use the test results?

Results from the test give your student's teacher information about their academic performance. The results also give your school and school district important information to make improvements to the education program.

Learn more about the New Jersey Student Learning Assessment — Science

For more information about the assessment, sample questions, practice tests, and the Score Interpretation Guide (SIG) for this report please visit www.measinc.com/nj/science.

Learn More about the New Jersey Learning Standards

Explore your school website, or ask your principal, for information on your school's annual assessment schedule; the curriculum chosen by your district to give students more hands-on learning experiences that meet state standards; and to learn more about how test results contribute to school improvements. You can also learn more about New Jersey's K-12 standards at <https://www.nj.gov/education/standards/science/Index.shtml>.



New Jersey Student Learning Assessment - Science (NJSLA-S) Individual Student Report

This report shows how FIRSTNAME009 performed on the elementary school science assessment. **This assessment is just one measure of how well your child is performing academically. The results from this assessment should be used in combination with other indicators of achievement in drawing conclusions about your student's performance in science.**

Visit the NJ Parent Portal at nj-results.pearsonaccessnext.com and use this code to access your student's results online.

CvsygrfHxpdL

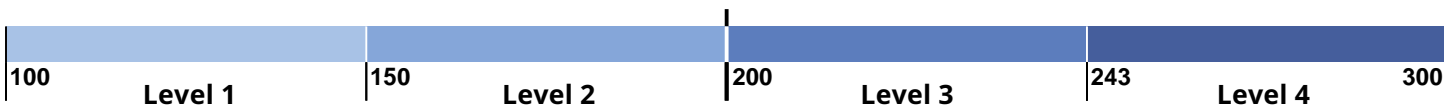
How did FIRSTNAME009 perform on the NJSLA-S?

Your student's score: **Not Available**

Performance: **Not Available**

- Level 4** (243 – 300) Advanced Proficiency
- Level 3** (200 – 242) Proficient
- Level 2** (150 – 199) Near Proficiency
- Level 1** (100 – 149) Below Proficient

Void - 02



FIRSTNAME009's status on the NJSLA-S indicates that your student's performance is **Not Available**.

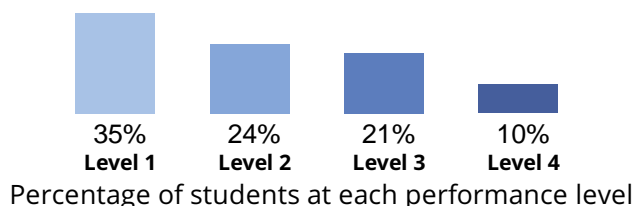
Districts may assign Not Tested or Void codes for students that did not receive a scale score. For more information see the Score Interpretation Guide at www.measinc.com/nj/science.

School Average
 156

District Average
 155

State Average
 160

How Students Statewide Performed



See page 2 of this report for specific information on your student's performance using the science domains and practices.

How did your student perform using the domains and practices?

The domains are the content components related to specific disciplines of science.

The practices are methods by which scientists investigate and build models and theories about the world.

Earth & Space Science

Your student's performance is **Not Available**.

A student designated as Near/Met Expectations demonstrates knowledge of the processes that operate on and within the Earth and also its place in the solar system and galaxy.

Investigating Practices

Your student's performance is **Not Available**.

A student designated as Near/Met Expectations asks questions, plans and carries out investigations based on observations of phenomena, and organizes the data effectively.

Life Science

Your student's performance is **Not Available**.

A student designated as Near/Met Expectations demonstrates knowledge of patterns, processes, and relationships of living organisms.

Sensemaking Practices

Your student's performance is **Not Available**.

A student designated as Near/Met Expectations recognizes patterns and relationships in data to develop explanations or models of the phenomena.

Physical Science

Your student's performance is **Not Available**.

A student designated as Near/Met Expectations demonstrates knowledge of the mechanisms of cause and effect in all systems and processes that can be understood through a common set of physical and chemical processes.

Critiquing Practices

Your student's performance is **Not Available**.

A student designated as Near/Met Expectations evaluates and creates arguments regarding different explanations and claims to convey a deeper understanding of the natural world.



How will my student's school use the test results?

Results from the test give your student's teacher information about their academic performance. The results also give your school and school district important information to make improvements to the education program.

Learn more about the New Jersey Student Learning Assessment — Science

For more information about the assessment, sample questions, practice tests, and the Score Interpretation Guide (SIG) for this report please visit www.measinc.com/nj/science.

Learn More about the New Jersey Learning Standards

Explore your school website, or ask your principal, for information on your school's annual assessment schedule; the curriculum chosen by your district to give students more hands-on learning experiences that meet state standards; and to learn more about how test results contribute to school improvements. You can also learn more about New Jersey's K-12 standards at <https://www.nj.gov/education/standards/science/Index.shtml>.